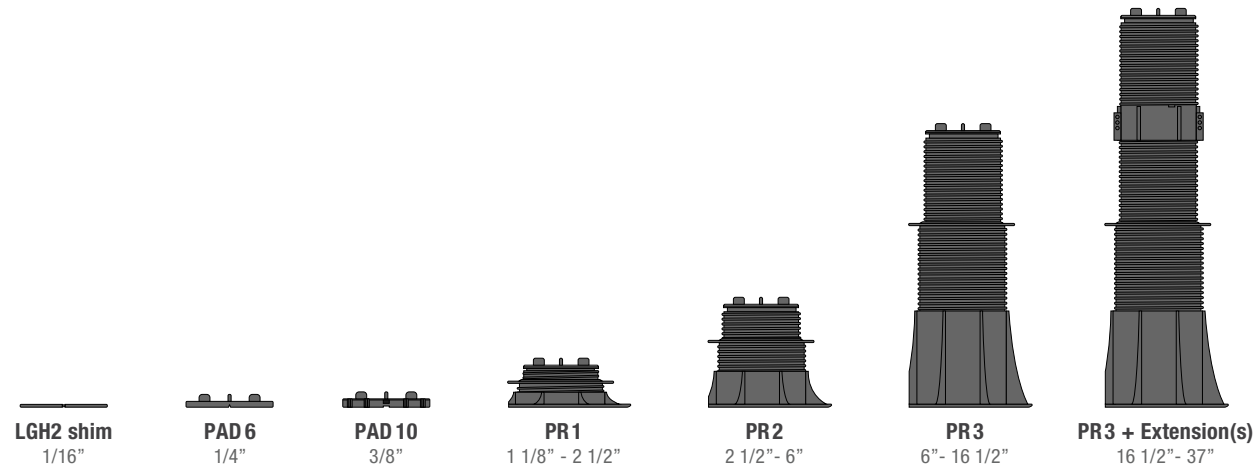


■ Archatrak 'Prime' Pedestal Height Progression

Build paver support for elevated decking with adjustable height, self-leveling, polypropylene 'Prime' pedestals and fixed height rubber pads. Ideal for sloped and uneven surfaces. From 1/16" to 37", our continuous height range provides greater flexibility and faster installation.

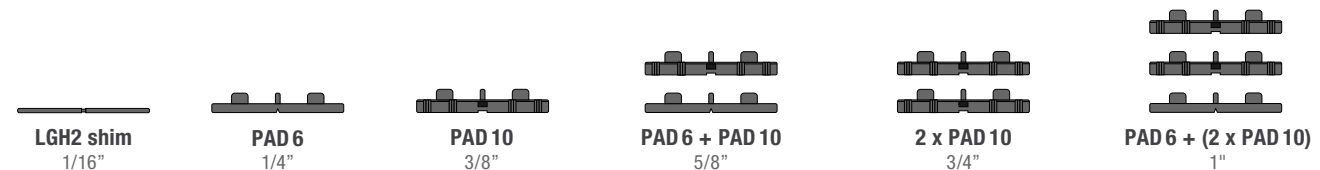
'Prime' Pedestal and Rubber Pad Height Progression



PRIME + RUBBER PADS

Building Height with Rubber Pads + Shims

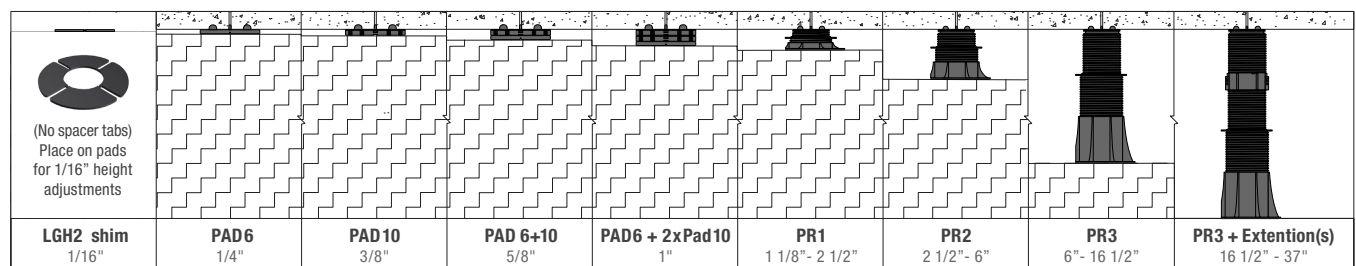
Build Height With Rubber Pads Fixed height pads are used where a height elevation between 1/4" and approx. 1" is required. PAD 6 and PAD 10 can be stacked to build paver support height, up to 1 1/8", where PR1, the lowest adjustable pedestal, can be used. Note that PAD 6 should not normally be laid directly over PAD 10 as this requires trimming the tops of the PAD 10 rubber tabs to ensure a level laying surface on the top of the pads.



Leveling with Shims LGH2 shims are used for more precise leveling between the above pad combinations. Half sections of these pads can be cut off and used for slope compensation by placing the cut off section on one side of the pedestal head.

Pedestal Selection

Below the lowest height of PR1 pedestal (1 1/4"), use Archatrak fixed height, stackable rubber pads PAD 6 (1/4") and PAD 10 (3/8") to build up the height, and LGH2 (1/16") rubber shims for minor height adjustments.



For heights over 16 1/2", screw extension element (7") onto PR 3 pedestal between lower and upper columns. Do not exceed heights of 23" with 1 x extension, 30" with 2 x extensions and 37" with 3 x extensions. Guy wires or other approved bracing should be used for pedestal heights above 24". On heights over 16 1/2" consult with our sales team if extra stabilization is needed.