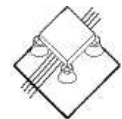




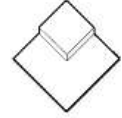
Installation options



pedestals



sand & gravel



concrete slab



thinset bed




lawn & turf

PORCELAIN PAVERS

Slate Nero

Dark grey, closely resembling natural grey slate.
Individual pavers display only small color variation.
Smooth surface with slight texture simulating the split, layered surface of natural slate.

Color & Shade Variation:



v1
Uniform appearance

Size:



23 9/16" x 23 9/16"



23 9/16" x 11 5/8"

Thickness:	3/4"
Weight:	9 lb/sq.ft.
Packing:	2 pcs/ctn (24"x24")
Water absorption:	0.10%
Static load (center)	1800lbf
Slip resistance	R11 (DIN51130)
Frost resistance:	resistant