

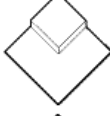






PORCELAIN PAVERS

Installation options

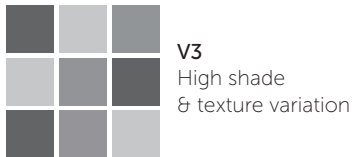
-  pedestals
-  sand & gravel
-  concrete slab
-  thinset bed
-  lawn & turf

WENGE

Dark greyish brown with distinct simulated wood grain in lighter tones, knots and other random features emulating the appearance of single planks of natural wood.

Moderate to high variation in color and features between individual planks.

Color & Shade Variation:



16"x48"

- Thickness: 3/4"
- Weight: 9 lb/sq.ft.
- Packing: 2 pces/ctn
- Water absorption: 0.06%
- Modulus of rupture: >5075 psi
- Slip resistance: R10 (DIN51130)
- Frost resistance: resistant