

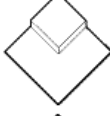






PORCELAIN PAVERS

Installation options

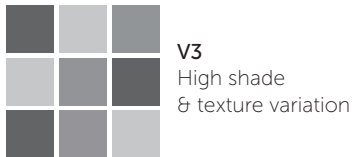
-  pedestals
-  sand & gravel
-  concrete slab
-  thinset bed
-  lawn & turf

TIMBER

Light grey with a hint of brown with distinct simulated wood grain, knots and other random features, emulating the appearance of single planks of weathered natural wood.

Moderate to high variation in color between individual planks but more variation in grain and knot features.

Color & Shade Variation:



16"x48"

- Thickness: 3/4"
- Weight: 9 lb/sq.ft.
- Packing: 2 pces/ctn
- Water absorption: 0.06%
- Modulus of rupture: >5075 psi
- Slip resistance: R10 (DIN51130)
- Frost resistance: resistant