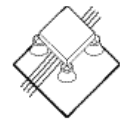




PORCELAIN PAVERS

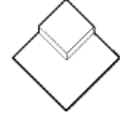
Installation options



pedestals



sand & gravel



concrete slab



thinset bed




lawn & turf

PINEWOOD

Light brown wood look with a hint of pink featuring a straight simulated grain but no prominent knots or other features. Moderately high variation in color and shade across individual pavers. Moderately textured woodgrain like finish.

Color & Shade Variation:



V3
High shade
& texture variation

Size:



48" x 24"



11 1/2" x 47 1/8"

Thickness:	3/4"
Weight:	9 lb/sq.ft.
Packing:	2 pcs/ctn (24"x24")
Water absorption:	0.15%
Static load (center)	2050 lbf
Slip resistance	R11 (DIN51130)
Frost resistance:	resistant