

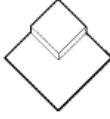






PORCELAIN PAVERS

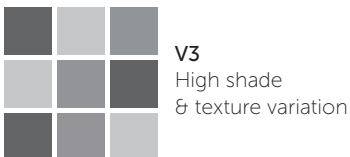
Installation options

-  pedestals
-  sand & gravel
-  concrete slab
-  thinset bed
-  lawn & turf

Multicolor

Traditional grey/green Indian slate look with significant mid to dark brown features. Wide variation in color and features not only across single pavers, but from paver to paver. Split rock textured finish.

Color & Shade Variation:



Size:



23 1/2" x 23 1/2"

| | |
|----------------------|---------------------|
| Thickness: | 3/4" |
| Weight: | 9 lb/sq.ft. |
| Packing: | 2 pcs/ctn (24"x24") |
| Water absorption: | 0.1% |
| Static load (center) | ≥ 2200 lbf |
| Slip resistance | R11 (DIN51130) |
| Frost resistance: | resistant |