

Archatrak 'NM' Pedestal

Adjustable height, polypropylene pedestal with a central screwed column and fixed bi-material head with built in spacer tabs. Five sizes provide a range of 1' - 10 5/8" with extension elements adding potential height up to 27". A more cost-effective pedestal for deck heights above 16" due to fixed head and single screwed column. Slope compensation rings can be added to the pedestal head if required, providing slope correction of up to 3%.

- Five pedestals cover the range 1" to 10 5/8".
- Large, 50 sq.in. circular base distributes load and avoids membrane damage.
- Wide 4 1/4" diameter body ensures excellent stability at high elevations.
- Rubber surfaced head with inbuilt spacer tabs offers enhanced slip and shock resistance.
- Fixed head offers enhanced stability.
- Slope compensation rings compensate for slope up to 3%.
- Scored base assists in making quick cuts.
- Top entry tool enables post installation height adjustments.
- Safety stop prevents screwing beyond safety limit.



'NM' PEDESTAL

Specifications & Testing

PROPERTY	DESCRIPTION	SPECIFICATION
Materials	Base and screwed columns Head	Polypropylene Polypropylene with rubber surface
Spacer Tabs	Inbuilt into head	1/2" high, 4mm (5/32") thick
Base	Circular, scored for cutting at walls	8" dia. 50 sq. in.
Central Column	Screwed with top-down adjustment	4 1/4" diameter
Extension element	Added to NM5 pedestal	One extension - max. height 16" Two extensions - max. height 21" Three extensions - max. height 27"
Max. Compressive Load		>3600 lbs.
Working temp range		-40 °F - 180°F
Ignition temp of plastics	ASTM D1929	Flash Ignition 680°F / Self Ignition 716°F
Rate of burning of plastics	ASTM D635	Pass

Height Progression



ETE-NM1
1" - 1 5/8"

ETE-NM2
1 5/8" - 2 3/4"

ETE-NM3
2 1/4" - 3 7/8"

ETE-NM4
3 1/2" - 6 1/4"








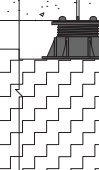
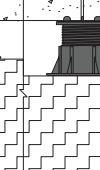



ETE-NM5
5 7/8" - 10 5/8"



- Height adjustment tool allows incremental adjustment even after installation, without lifting pavers.
- Stackable twist rings provide variable slope compensation of up to 1% per ring.
- Rubber surface ensures superior noise reduction and slip resistance.
- Inbuilt spacer tabs enable rapid installation - precut for easy removal when required.
- Extra wide diameter central column provides stability and superior load capacity at higher elevations.
- Safety stops prevent central column and extenders from being unscrewed beyond their safe working limit.
- Wide, flat 8" diameter base distributes load evenly on membranes and other surfaces.
- Scored lines on underside of base ensure quick and precise cutting when required.
- Water drainage holes prevent pooling.

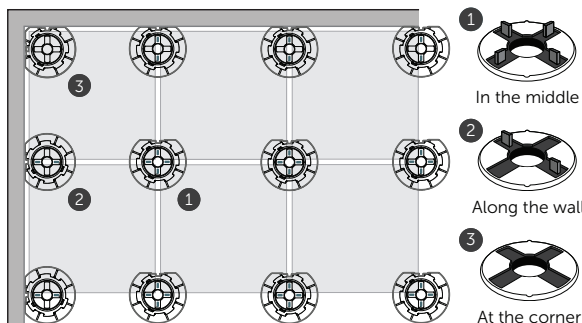
Pedestal Selection

Below the lowest height of NM1 pedestal (1"), use **Archatrak fixed height**, stackable rubber pads ETE-06 (1/4") and ETE-10 (3/8") to build up the height, and ETE-LGH2 (1/16") rubber shims for minor height adjustments.

 (Not tabbed) Place on pads for 1/16" height adjustments											
LGH2 - SHIM (1/16")	ETE - PAD 6 (1/4")	ETE - PAD 10 (5/16")	ETE PAD 6+10 (5/8")	PAD 6+10+SHIM (11/16")	NM1 (1"-1 5/8")	NM2 (1 5/8" - 2 3/4")	NM3 (2 1/4" - 3 7/8")	NM4 (3 1/2" - 6 1/4")	NM5 (5 7/8" - 10 5/8")	NM5+EXTENSION(S) (5 7/8" - 27")	

For heights over 10 5/8", screw **extension elements** onto NM5 pedestal between base and screwed column. Do not exceed height of 16" with 1 x extension, 21" with 2 x extensions and 27" with 3 x extensions. Guy wires or other approved bracing should be used for pedestal heights above 24".

Layout and Tabs



Break off unneeded spacer tabs. At perimeter walls, cut one side of base along the scored lines. At corners, make an extra cut on base at right angles to first cut.

Solid Edge Restraint

Solid edge restraint is required on all sides of the deck. All pavers must be butted as tightly as possible against tabs on pedestal heads. Ensure there is no space exceeding 3/16" between the edge of the pavers and the restraining walls on all sides of the deck. Spring-loaded stainless-steel spacer clips which are installed on the pedestal heads are available from Archatrak to ensure tight containment.

Break Through Protection

When laying 2cm porcelain pavers where deck heights exceed 4", appropriate self-adhesive sheets or protection plates should be installed on the underside of the pavers in case of damage due to careless use or accidental impact with heavy tools, heavy or other hard objects. Archatrak 'Spansafe' metal plates, 'Spantrak' FRP grating and 'Shock Contol' 2.0 self-adhesive sheets are available for this purpose.

Accessories

Slope Compensation Ring TW-150



6" Diameter

Extender



6 1/2" Height

Wood Joist Head



6" Diameter

Adjustment Tool



Steel - 8" Long

Perimeter Spacer



6 5/8" x 1 5/8"