


Archatrak 'Incendio' Pedestal

Adjustable height, all steel, corrosion resistant and non-combustible pedestal with fire resistant polypropylene head cap fitted with spacer tabs. Seven pedestal models cover the height range from 1" to 19 1/4". Incendio pedestals are supplied as fully assembled units with base and screwed columns. The plastic head cap is simply snapped onto the head of the pedestal.

- Non-combustible – won't catch fire, create smoke, or spread flames.
- Screwed columns provide continuous incremental height adjustment.
- Electrophoretic coating provides long term corrosion resistance.
- Locking ring ensures pedestals are secured at desired height.
- Snap on polypropylene head cap with inbuilt spacer tabs.
- Mild steel construction passes NFPA 220 criteria.
- Seven pedestals span the range 1" to 19 1/4".
- Added threads to secure wind uplift bolt.
- High load bearing - over 21,000 lb.




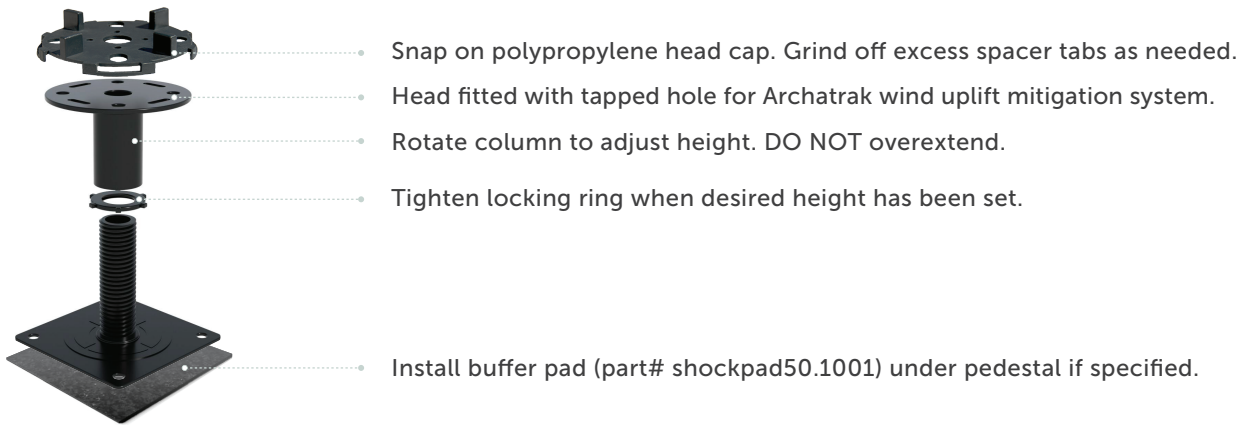
'INCENDIO' PEDESTAL

Specifications & Testing

PROPERTY	DESCRIPTION	SPECIFICATION
Pedestal Material	Body	Mild Steel
Head Material	Head	Fire Resistant Polypropylene
Height Range	Continuous incremental adjustment	1" - 19 1/4"
Dimensions	Head	3 3/4" diameter
	Spacer tabs (inbuilt)	1/2" high, 5mm or 3/16" thick
	Central column	2 mm thick steel
	Base	4" x 4"
Max. Compressive Load		Over 21,000 lb.
Combustibility at 750°C	ASTME 136	Pass
Warranty		3 years

Height Progression





Wind Uplift Mitigation System for Porcelain Pavers

The Archatrak wind uplift mitigation system utilizes Incendio pedestals with a tapped head to securely hold down both 2cm and 3cm thick porcelain pavers onto the pedestal supports. Incendio tapped head steel pedestal provide much superior hold down capability compared with plastic pedestals with similar screw and washer assemblies as the screw is tightly secured into the threaded metal head. The hold down system is slightly different for 3cm paver vs. 2cm pavers.



T20 (2cm thick) porcelain pavers

Pavers are bonded on site to Archatrak ‘SpanSafe’ galvanized, powder coated steel trays with beads of Chemlink M1 or 3M 550 adhesive applied to raised quadrants at each corner of the pavers.

The paver and plate assemblies are placed over Incendio steel pedestals which feature tapped heads to accept stainless steel hold down screws. A stainless-steel washer is inserted at each corner of the pavers in the space between the underside of the paver and the top of the steel plate. The hold down screw is inserted through the center of washer and screwed down tightly, catching the corners of the four plates which rest on the pedestal head and ensuring the plates are held firmly to the pedestal head.



T30 (3cm thick) porcelain pavers

A small semi-circular kerf is pre-cut in each corner of the pavers to house custom-made stainless steel hold-down washers.

The kerfed pavers are placed over Incendio steel pedestals which feature tapped heads to accept stainless steel hold down screws. The hold-down washers are slotted into the kerfs, catching the corners of the four pavers which rest on the pedestal head. The hold down screw is inserted through the center of the washer and screwed down tightly, securing the pavers firmly to the pedestals.

Special Note with Porcelain Paver Installations

All pavers must be butted as tightly as possible against tabs on the pedestal heads.

A solid edge restraint is required around all sides of the deck. Ensure there is no space exceeding 3/16” between the edge of the pavers and the restraining walls on all sides of the deck.

When laying 2cm porcelain pavers where deck heights exceed 4”, appropriate reinforcement FRP grating panels, self-adhesive sheets or protection plates should be installed on the underside of the pavers in case of damage due to careless use or accidental impact with heavy tools, heavy or other hard objects. Archatrak Spansafe metal plates, Shock Control 2.0 self-adhesive sheets and Spantrak FRP panels are available for this purpose.