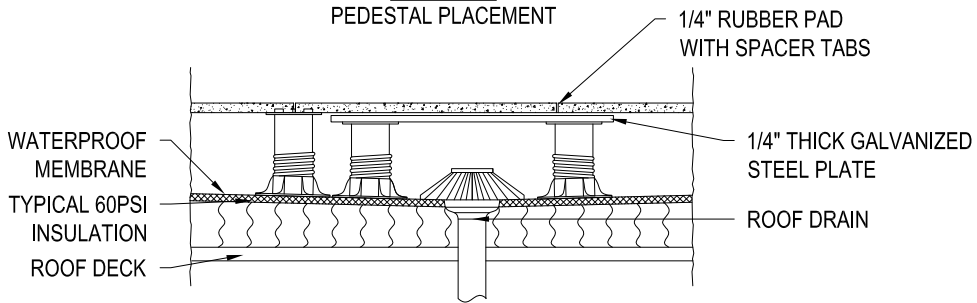
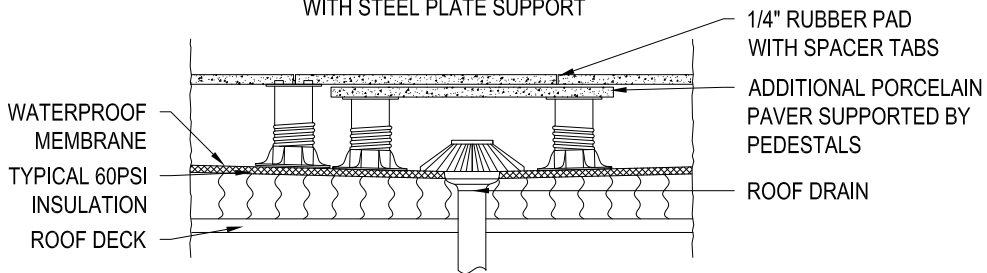


PLAN VIEW
 PEDESTAL PLACEMENT



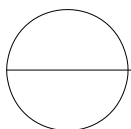
SECTION VIEW
 PEDESTAL / PAVER PLACEMENT
 WITH STEEL PLATE SUPPORT



SECTION VIEW
 PEDESTAL / PAVER PLACEMENT
 WITH ADDITIONAL PAVER SUPPORT

GENERAL NOTES:

1. INSTALLATION TO BE COMPLETED IN ACCORDANCE WITH ARCHATRAK SPECIFICATIONS.
2. DO NOT SCALE DRAWING.
3. THIS DRAWING IS INTENDED FOR USE BY ARCHITECTS, ENGINEERS, CONTRACTORS, CONSULTANTS AND DESIGN PROFESSIONALS FOR PLANNING PURPOSES ONLY AND SHOULD NOT BE USED FOR CONSTRUCTION.
4. ALL INFORMATION CONTAINED HEREIN WAS CURRENT AT THE TIME OF DEVELOPMENT BUT MUST BE REVIEWED AND APPROVED BY ARCHATRAK TO BE CONSIDERED ACCURATE.



PAVER SUPPORTS: PLACEMENT AROUND ROOF DRAINS

ETERNO 'PRIME' PEDESTAL & PAVER PLACEMENT - AROUND ROOF DRAINS