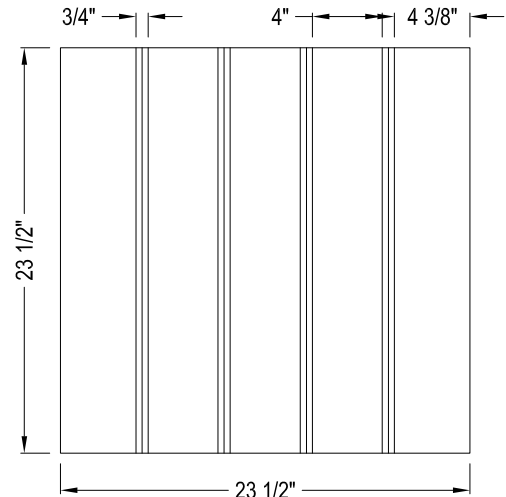


ISOMETRIC VIEW



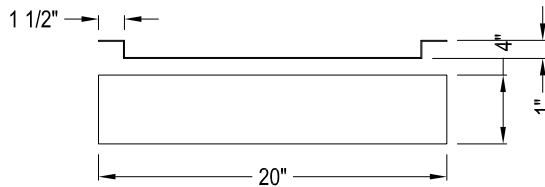
SECTION VIEW
 CROSS SECTION WITH BRACKET,
 FOAM SHEET, TRAY & CABLE



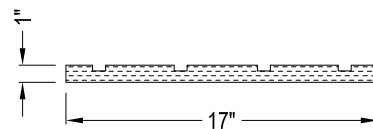
TOP VIEW



FRONT VIEW



DETAIL VIEW
 ALUMINUM SUPPORT BRACKET



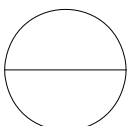
DETAIL VIEW
 POLYURETHANE FOAM SHEET

SPECIFICATIONS:

- PANEL SIZE:** 23.5" X 23.5" (OTHER SIZE ON REQUEST)
- PROFILE HEIGHT:** 1 5/16" INCLUDING INSULATION
- MATERIAL:** ALUMINUM SHEET WITH POLYURETHANE INSULATION
- HEATING ELEMENT:** MINERAL INSULATED RESISTANCE CABLE
- POWER CONSUMPTION (TYPICAL):** 40W PER SQ.FT.

GENERAL NOTES:

1. INSTALLATION TO BE COMPLETED IN ACCORDANCE WITH ARCHATRAK SPECIFICATIONS.
2. DO NOT SCALE DRAWING.
3. THIS DRAWING IS INTENDED FOR USE BY ARCHITECTS, ENGINEERS, CONTRACTORS, CONSULTANTS AND DESIGN PROFESSIONALS FOR PLANNING PURPOSES ONLY AND SHOULD NOT BE USED FOR CONSTRUCTION.
4. ALL INFORMATION CONTAINED HEREIN WAS CURRENT AT THE TIME OF DEVELOPMENT BUT MUST BE REVIEWED AND APPROVED BY ARCHATRAK TO BE CONSIDERED ACCURATE.



PORCELAIN PAVERS: SNOW MELT SYSTEM

SNOW MELT SYSTEM FOR ELEVATED PAVERS