

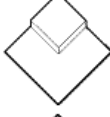






PORCELAIN PAVERS

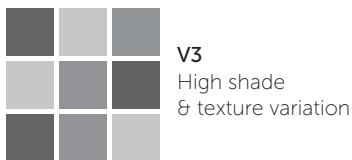
Installation options

-  pedestals
-  sand & gravel
-  concrete slab
-  thinset bed
-  lawn & turf

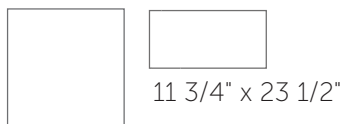
QUARTZITE LAGUNA

Quartzite stone look with a grey base and strong directional bands of darker greys with hints of browns. Distinct textures and patterns. High variation in both color and shade across individual pavers. Moderately textured finish.

Color & Shade Variation:



Size:



23 1/2" x 23 1/2"

| | |
|----------------------|---------------------|
| Thickness: | 3/4" |
| Weight: | 9 lb/sq.ft. |
| Packing: | 2 pcs/ctn (24"x24") |
| Water absorption: | 0.5% |
| Static load (center) | 2050 lbf |
| Slip resistance | R11 (DIN51130) |
| Frost resistance: | resistant |