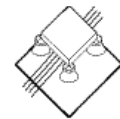

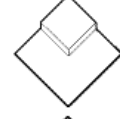






PORCELAIN PAVERS

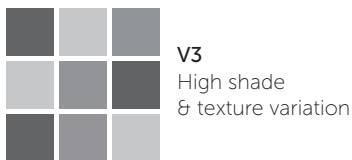
Installation options

-  pedestals
-  sand & gravel
-  concrete slab
-  thinset bed
-  lawn & turf

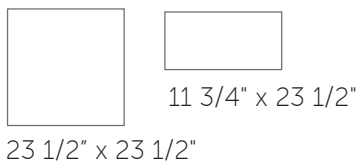
QUARTZITE CLOUD

Quartzite stone look with a light grey base and strong directional bands of darker greys and browns. Distinct textures and patterns. High variation in both color and shade across individual pavers. Moderately textured finish.

Color & Shade Variation:



Size:



Thickness:	3/4"
Weight:	9 lb/sq.ft.
Packing:	2 pcs/ctn (24"x24")
Water absorption:	0.15%
Static load (center)	2050 lbf
Slip resistance	R11 (DIN51130)
Frost resistance:	resistant