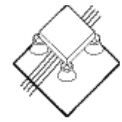




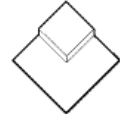
### Installation Options



pedestals



sand & gravel



concrete slab



thinset bed



lawn & turf

PORCELAIN PAVERS


# Cool Grey

A very even light grey base color peppered with tiny flecks of black and grey.

Individual pavers display relatively small color and tonal variation.

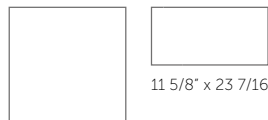
Lightly textured, anti-slip surface.

### Color & Shade Variation:



**V2**  
Light to moderate variation in shade & texture

### Size:



23 7/16" x 23 7/16"

11 5/8" x 23 7/16"

### Specifications:

Thickness	3/4"
Weight	9 lb / sq.ft
Water Absorption	< 0.1%
Frost Resistance	Resistant
Static Load	Center > 1700 lbf Center of Sides > 1200 lbf
Breaking Strength	> 2250 lbf
Coefficient of Friction	> 0.6 wet, > 0.6 dry
Slip Resistance	R11
SRI	72