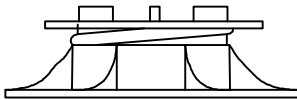


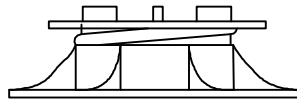


Archatrak

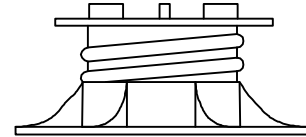
Archatrak Inc..  
2 Wisconsin Circle Circle, Ste 700  
Chevy Chase MD 20815  
tel: 1-866-206-8316  
Fax: (202) 417-2079  
www.archatrak.com



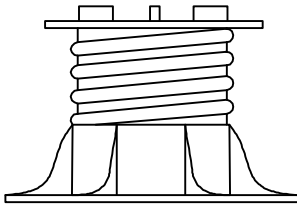
SE0  
1 1/8" - 1 1/2"



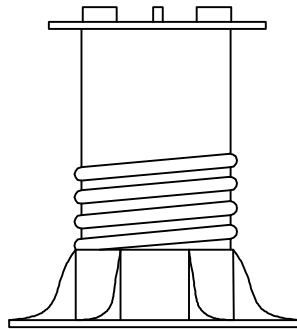
SE1  
1 1/2" - 2"



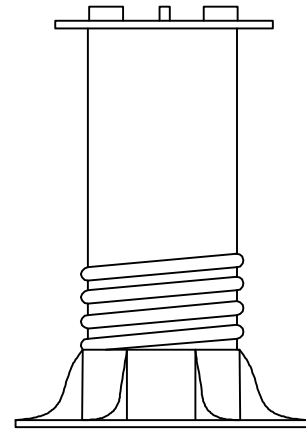
SE2  
2" - 3"



SE3  
3" - 4 3/4"



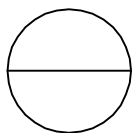
SE4  
4 3/4" - 6 3/4"



SE5  
6 3/4" - 8 1/2"

NOTES:

1. INSTALLATION TO BE COMPLETED IN ACCORDANCE WITH MANUFACTURER'S SPECIFICATIONS.
2. DO NOT SCALE DRAWING.
3. CONTRACTOR'S NOTE: FOR PRODUCT AND COMPANY INFORMATION VISIT [www.CADdetails.com/info](http://www.CADdetails.com/info) AND ENTER REFERENCE NUMBER 4879-028.



## ADJUSTABLE DECK SUPPORTS

ETERNO ADJUSTABLE HEIGHT PEDESTALS - 1 1/8"-8 1/2"