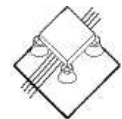




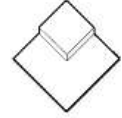
Installation options



pedestals



sand & gravel




concrete slab



thinset bed



lawn & turf




PENNSTONE (TRUE BLUE)

Reminiscent of natural Pennsylvania Bluestone but selected to minimize ochre coloration, resulting in pavers with variation in stone like features but essentially grey in tone.

Moderately textured (hammered finish) surface.

Color & Shade Variation:



V4

Very high shade & texture variation & random color differences

Size:



23 1/2" x 23 1/2"



47 1/8" x 23 1/2"



47 1/8" x 11 3/4"



23 1/2" x 11 3/4"



11 3/4" x 11 3/4"

Thickness:	3/4"
Weight:	9 lb/sq.ft.
Packing:	2 pcs/ctn (24"x24")
Water absorption:	0.1%
Static load (center)	2160 lbf
Slip resistance	R11 (DIN51130)
Frost resistance:	resistant